

Elizabethan Inspiration

Time is a Precious God-Given Gift

Upcoming Events:

- May 25th—Memorial Day—No Classes
- June 5th—Last Day of School
- Summer Vacation
- 4th of July Holiday
- School Starts on August 24, 2009
- “A loving place to grow and learn”

Inside this issue:

Time Is A Precious Gift	1
Summer Reading & Supply Lists (Pre-K, K and 1st)	2-3
Summer Reading & Supply Lists (2nd & 3rd)	4-5
Summer Reading & Supply List (4th)	6-7
Summer Reading List (5th)	8-9
Summer Supply Lists (Middle School)	10
Middle School Reading List	11
Community Service Summary for 2008-09	12
Nails In The Fence	13

Life is simply a span of time that God has given to each of us – a segment of moments carved out of eternity in which we are to live on this earth and fulfill the plan and purpose He has for our lives.

An equally important point to ponder is that we don't know the fullness of the time span allotted to us. In addition to time being a gift and an unknown quantity, time is irrevocable. We cannot capture minutes that are lost and relive them in a way that is more meaningful or purposeful. There may have been times in your life when you went for a hair cut and following the cut, you wanted to say, "Put some of that hair back on!" Obviously that cannot happen. The same is true for time.

I can't pray today what I should have prayed yesterday. I can't do yesterday's Bible reading today. I cannot go back and attend the church service that I should have attended. Once a second has ticked by, there is no recapturing it!

You cannot give me any of your time and I cannot loan you some of mine. I can't relive any hours of my life and

neither can you. We can use time and we can waste time; we cannot store up time and relive time.

Therefore, knowing that time is a precious gift to you from God and that it is irrevocable should lead you to value time greatly. None of us know where we are on God's timetable for the ages but we do know that we should value every moment we have on this earth. Jesus is coming back and God is going to wrap up His plan for this age. We do not know when Jesus is returning but we do know that we are one day closer today to the Lord's return than we were yesterday. We do know that the Lord tells us to win souls and build up the body of Christ. The day is coming when we will make an accounting to the Lord for how we have spent our time.

In light of this discussion on time, the question that must be asked is this: How can I use my talents and gifts from God in the time I have received from God in order to fulfill my purpose from God? It is not enough to have goals, talents and gifts. You MUST put those goals, talents and gifts to work in the context of time to build the body of Christ.

As we approach the beautiful summer season, take some time to carefully reflect on what you

will do to help build the body of Christ. Make a plan for the use of your time, but be sure to not only include time for yourself but to include time to help others, especially those most in need. There are always those around us who have needs that we can help fill. In fulfilling those needs, we are adding to the body of Christ. Remember that on judgment day, you will not be asked how much money you have in your savings account, what type of car you drove or how big a house you owned. Instead, you will be asked how much did you give to those in need, did you give your fellow man a ride when he needed it and when you came upon someone without a place to live, did you open your doors and let him/her in? Only in this way can we truly be using our time to fulfill the needs of those around us and build the **BODY OF CHRIST**.

SEOH is a blessed community. Everyone makes due with what the Lord has provided and yet unselfishly gives to those in need That is all that our Lord can ask of us.

As we go in different directions, know that you will be in my daily prayers. For those who are not returning to us, may God always watch over you and bring you tranquility and happiness. Have a peace-filled summer vacation. Rest, Relax and Enjoy!

Mr. Mousseau

Pre-Kindergarten & Kindergarten Supply Lists

PreKindergarten

Plastic Crayon Box
 2 boxes of large/fat crayons
 2 large/fat pencils
 3 glue sticks
 1 bottle of glue
 3 small paste jars
 1 crayola water color set
 1 marble notebook
 1 pocket folder
 Smock or large T-shirt for painting
 Extra set of PE clothes inside a zip-lock type bag
 (include undies and socks)
 Small blanket or small towel for rest time
 (will be sent home on Friday to be washed)
 Sleeping mat (Napping mat)
 Clear plastic shoe box with lid
 Small photo of child
 Standard size backpack (no rolling bags)
 1 paper towel
 1 box baby wipe
 1 box tissue

Children may buy or pack a lunch, but a snack must always be packed (no thermos or sippy cups)



Kindergarten

Please label the following:

1 standard backpack (no wheels)
 1 pencil box
 2 marble notebooks
 1 coloring / activity book
 1 standard rest mat

Do not label the following, these will be community items:

1 box of tissues
 1 box of baby wipes
 1 roll of paper towels
 2 boxes of large big crayons (8 count)
 5 large glue sticks
 5 kindergarten pencils
 1 pack of 10 washable Crayola markers
 4 packs of 3x5 index cards
 1 pair of Fiskar's children's scissors
 1 pack of dry erase markers

Kindergarten Summer Reading Activities

A. Teach your child to say his/her full name, address, phone number and birth date.

B. Select three out of the following five items to complete over the summer.

1. Draw a picture, then write about it or dictate something to your parents about it.
2. Pick a book with words and pictures that you have read before and tell your parents about the story in your own words.
3. Have your child write out or copy ten labels for objects in their room.
4. Play scavenger hunt...pick a color, find as many things as you can that are that color. Do the same with letters, find objects that begin with that sound.
5. Read, sing and learn four nursery rhymes.

First Grade Summer Reading & Supply Lists

Supply List

2 DOZEN SHARPENED # 2 PENCILS WITH ERASERS

4 LARGE GLUESTICKS

2 PINK ERASERS

1 FISKAR CHILDREN'S SCISSORS

1 MANUAL PENCIL SHARPENER WITH COVER

2 BOXES OF 24 CRAYONS (NO LARGER SIZES)

2 LARGE ZIPPERED PENCIL CASES

3 POCKET FOLDERS

2 BLACK/WHITE COMPOSITION BOOKS

2 WIDE-RULED SINGLE SUBJECT SPIRAL NOTE BOOK

1(1") THREE RING BINDER WITH POCKETS (REPLACE AS NEEDED) NO BIGGER THAN 1"

2- PKGS. OF BABY WIPES

1- ROLL OF PAPER TOWELS

2- LARGE SIZE BOX OF TISSUES

NO MARKERS, PLASTIC PENCIL BOXES, TRAP- PER KEEPERS, OR ROLLING BACKPACKS.

PLEASE LABEL ALL ITEMS WITH YOUR CHILD'S NAME.

PLEASE COVER ALL YOUR BOOKS WITH CLEAR CONTACT PAPER

Summer Reading List

All books can be bought through Amazon.com or Barnes and Noble

Big Brown Bear by David McPhail--- \$3.95


Day I Had to Play with My Sister by Crosby Bonsall --- \$3.99

Clifford Makes a Friend by Norman Bridwell --- \$3.99

Arthur's Reading Race by Marc Brown --- \$3.99*****

Students must read all four books.

**** For the class project, students must illustrate their favorite part of Arthur's Reading Race, and write why it was their favorite part. The students will take an AR test on all four books when they return to school.



Second Grade Summer Reading & Supply Lists

Summer Reading

A Pony Named Peanut by Sindy McKay
Baseball Fever by Sindy McKay
Ben and Becky Get a Pet by Sindy McKay
Hansel and Gretel adapted by Sindy McKay
Jack and the Beanstalk adapted by Sindy McKay
President Theodore Roosevelt by Sindy McKay
Stop Teasing Taylor! By Jana Carson
The Frog Prince adapted by Sindy McKay

All paperback books may be purchased at www.webothread.com

The books cost \$3.99 each and are to be read with the child and parent together.

Students must read **FIVE** books from the list above.

For each selection, choose one of the five templates for each book. Complete the templates and return them on the first day of school.



Supply List

- 1 Dozen #2 sharpened pencils with erasers
- 2 Large gluesticks
- 1 Fiskar childrens' scissors
- 1 Manual pencil sharpener with cover
- 2 Boxes of 24 crayons (no larger sizes)
- 2 Large zippered cloth pencil cases
- 2 Yellow highlighters
- 5 Pocket folders
- 3 Marble composition note books
- 1 Box of baby wipes
- 2 Rolls of paper towels
- 1 Family size box of tissues
- 2 Rolls of clear contact paper to cover books

PLEASE LABEL ALL ITEMS WITH YOUR CHILD'S NAME .

NO MARKERS, PLASTIC PENCIL BOXES, TRAPPER KEEPERS, OR ROLLING BACKPACKS.

Third Grade Reading & Supply Lists

Summer Reading

1. Read from the list *The Best Christmas Pageant Ever*

Directions: Color and cut out giraffe head and body. Glue book report “necks” between head and body for display. Pattern provided for class.

2. Read a book from the list.

Directions: Make up 6 questions about the book using the words Who?, What?, Where?, When?, Why?, and How? And answer in complete sentences on wide ruled loose leaf paper.

3. Read a book of your choice
(Does not have to be on the list, but can be).

Directions: Write a brief summary of your book (no more than one loose-leaf page). Design a cover page to illustrate the summary of your book.


Book Selection

Stone Soup—Brown	Superfudge—Blue
Helen Keller—Davidson	Stage Fright—Martin
Sarah Plain & Tall—Machlachlan	Henry & Ribsy—Cleary
Madeleine’s Rescue—Bernelman	Rabbit Spring—Michels
Tough to Tackle—Christopher	Fudge-a-Mania—Blume
Blueberries for Sal—McClowsky	A Day in Space—Dobrin
The Great Brain—Stevenson	American Girls (any one)
Henry and the Clubhouse—Cleary	Cam Jansen Series—Adler
A Bear Called Paddington—Bond	Muggie Maggie—Cleary
Fourth Grade Rat—Spinelli	Dear America (any one)
The Great Brain—Fitzgerald	I Would if I Could—Miles
Snowbound with Betsy—Haywood	
Ramona Quimby, Age 8—Cleary	
Just a Few Words For Mr. Lincoln—Fritz	
The Adventure of the Bailey School Kids—Dadey	
The Secret Life of the Underwear Champ—Miles	
The Year Mom Won The Pennant—Christopher	
Tales of a Fourth Grade Nothing—Blume	
The Not-Just-Anybody Family—Byars	
Always Room For More—Bare	

Supply List

- 5 Pocket folders with pockets
- 4 Blk/wht marble composition books
- 1 Pkg thick markers
- 1 Pkg thin markers
- 1 Box Colored pencils
- 1 Silent Pencil sharpener
- 2 Packs wide-ruled school notebook paper
- 1 Pair Fiskar Scissors
- Scotch Tape
- 12 #2 pencils
- 4 Red marking pens
- 2 Yellow highlighters
- 24 Crayola crayons
- 1 Roll paper towels
- 2 Boxes Kleenex tissues
- 1 Box baby wipes
- 1 Plastic shoe box
- 1 Zippered pencil case

**NO TRAPPER KEEPERS
NO ROLLING BACKPACKS**



Fourth Grade Reading & Supply Lists

Summer Reading

Using 6 sheets of colored construction paper (brown, green, red, pink, yellow and purple), you will create your Sandwich Book project. Follow these steps to create your sandwich.

1. Read the book Tales of a Fourth Grade Nothing by Judy Blume.
1. Cut out two slices of bread from the brown paper.
2. **SURROUNDING THE STORY:** On one piece of bread, write the title, author and your name.
3. **'LETTUCE' SUMMARIZE THE BOOK:** Use the green piece to make the lettuce. Write a one paragraph summary of the book on the lettuce.
4. **A SLICE OF THE SETTING:** Use the red paper to make a tomato slice. Describe or draw the book's setting on the tomato.
5. **WHO IS THE MEAT OF THE STORY:** Use the pink paper to make the lunch meat. Describe the main character in one paragraph.
6. **WHAT PART MADE YOU SAY CHEESE:** Use the yellow paper to make the cheese. Write about a part of the story that made you happy.
7. **WAS THE STORY SWEET OR TEARFUL:** Use the purple paper to make an onion slice. Describe a part of the book that you thought was sweet or sad. Also, write what you thought of the book. (Give reasons why you liked or did not like the book)



WRAP IT UP: Use the other slice of bread to finish off your sandwich. Tell what you liked or didn't like about the author's style of writing this book.

Take all of your pieces (in the order they are listed above) and make your sandwich. Punch a hole in the top left corner and fasten it all together with a ring or a piece of yarn.

****Your sandwich is due on the first day of School****

Supply List

- 12 #2 pencils
- 2 red pens
- Erasable pens (blue or black ink only)
- 2 highlighters
- 16 or 24 count crayons
- Colored pencils
- Thick markers
- Thin markers
- 1 bottle of squeezable glue
- 2 glue sticks
- Fiskar scissors
- 12" plastic ruler
- Silent pencil sharpener
- Zippered pencil case
- Plastic shoe box with lid (no bigger than 5 qt)
- American Heritage dictionary
- Pocket size Thesaurus
- 5 folders with pockets and 3 holes punched
- 3 notebooks: 1:5 subject WIDE ruled notebook
1: 3 subject WIDE ruled notebook
1: 1 subject WIDE ruled notebook
- 2 packs WIDE ruled loose-leaf paper
- 1 black/white marble composition notebook
- 2 binders: 1: 1" white with clear overlay
1: 1" of choice
- 1 set of 8 dividers (no pockets)
- 2 boxes of tissues
- 2 rolls paper towels



Fourth Grade Reading Requirements (Continued)

In addition to the required project for Tales of a Fourth Grade Nothing, please choose three books from the list below to read and report on. You will complete a 5x8 index card for each of the three books. Please follow the format below.

Book card format:

School heading (Name, Date, Teacher, Grade)

Title

Author

List of characters

2-3 sentence description of setting

One paragraph summary of the book

Opinion statement (I did/didn't like the book because...)

Parent signature with date of completion

In order to receive full credit, all note cards must be turned in on the first day of school.

Summer Reading List for entering 4th Grade

Amber Brown Goes Fourth	Danziger
Because of Winn Dixie	DiCamillo
The Best School Year Ever	Robinson
Beverly Cleary (any in series)	
The Big Field	Lupica
The Boy Who Saved Baseball	Ritter
Boxcar Children Mystery Series	Warner
Charlotte's Web	White
Encyclopedia Brown, Boy Detective	Sobol
Flying Solo	Fletcher
Fourth Grade Rats	Spinelli
Geronimo Stilton (any in series)	
Harry Potter and the Sorcerer's Stone	Rowling
Holes	Sachar
Hoot	Hiaasen
How to Eat Fried Worms	Rockwell
"In Their Own Words" Biographies (any in series)	Sullivan
Judy Blume (any in series)	
Little House on the Prairie (any in series)	Wilder
Quake! Disaster in San Francisco, 1906	Karwoski
Sadako and the Thousand Paper Cranes	Coerr
Sarah, Plain and Tall	MacLachlan
A Series of Unfortunate Events	Snicket
Shoeshine Girl	Bulla
Sideways Stories from Wayside School	Sachar
Skinny Bones	Park
Stanley in Space	Brown
Stone Fox	Gardiner
Tales of Despereaux	DiCamillo

Fifth Grade Reading

BOOK 1 – Frindle by Andrew Clements (required title and project)

All books have a **theme** or message, the author wants the reader to understand.

After reading Frindle by Andrew Clements, make a “book float” that illustrates a scene or the theme of the book. Use an upside down shoe box for the float and imagine your float to be one of many in a book parade.

Materials:

Empty shoe box	Scissors
Construction paper or giftwrap paper	Pencil
Crayons	Paper
Miscellaneous materials (rocks, sand, leaves, craft sticks, fun foam, etc...)	

Follow these steps to make your float:

1. Cover all advertisement on the box.
2. Write the title and author on one side of the float. Remember to use capitalization and underlining where needed.
3. Write a summary of the book on the other side of the float. Proofread your writing. Include information about the characters, plot and setting in your summary.
4. Write your name on the back of the float.
5. Build a scene on the top of the float that illustrates the theme or setting of the story.
Do not use purchased items to create your scene. Use natural materials and/or student made decorations. Remember to use a lot of decorations. This is a PARADE float!

BOOK 2 – This book *must* be chosen from the recommended list.

Write a diary entry by the main character describing a major event in the book. The entry should be two paragraphs in length. Complete this assignment on college-ruled loose-leaf paper. Be sure to use a proper school heading and then give the title and author before you write your entry.

Fiction / Biography / Non-Fiction

<u>Abel's Island</u>	Steig	<u>Artemis Fowl (series)</u>	Colfer
<u>The Chronicles of Narnia</u>	Lewis	<u>Harry Potter (series)</u>	Rowling
<u>Maniac Magee</u>	Spinelli	<u>Ruby Holler</u>	Creech
<u>Bud, Not Buddy</u>	Curtis	<u>Summer of the Swans</u>	Byers
<u>The Trumpet of the Swan</u>	White	<u>The Thief Lord</u>	Funke
<u>Walk Two Moons</u>	Creech	<u>The White Fox Chronicles</u>	Paulsen
<u>The Black Pearl</u>	O'Dell	<u>A Long Way from Chicago (series)</u>	Peck
<u>The Courage of Sarah Noble</u>	Dalgleish	<u>The Indian in the Cupboard (series)</u>	Banks
<u>Little House (series)</u>	Wilder	<u>Charlie Bone (series)</u>	Nimmo
<u>My Side of the Mountain (series)</u>	Craighead-George		
<u>Through My Eyes</u>		Bridges	
<u>Sweet Victory: Lance Armstrong's Incredible Journey</u>		Stuart	

BOOK 3 – Your choice. (This book does not have to be from the list, but it can be from the list.)

Make a timeline of events from the book. Include at least 5 major events with a simple drawing for each event. Be sure to include the title of the book, the author's name, and your name at the beginning of the timeline.

Enjoy your summer.....all projects are due the first day of school.

Fifth Grade Supply List

Supply List

- 1 Pkg. College-ruled loose leaf
- 1 Pair Scissors
- 12 Pens (black only)
- 3 Glue sticks
- 1 12" metric/customary ruler
- 1 Fine, black sharpie
- 12 #2 pencils
- 1 Pkg. Colored pencils
- 3 Red pens
- 24 Crayons
- 6 Pocket folders
- 2 Yellow highlighters
- 1 Pkg. Reinforcement labels (holes)
- 2 Large zippered pencil cases
- 2 Boxes of tissues
- 2 Rolls Paper Towels
- 1 Container Lysol disinfectant wipes

**NO TRAPPER KEEPERS
NO ROLLING BACKPACKS**



God Bless You!

They walked in tandem, each of the ninety-two students filing into the already crowded auditorium. With rich maroon gowns flowing and the traditional caps, they looked almost as grown up as they felt. Dads swallowed hard behind broad smiles, and Moms freely brushed away tears. This class would not pray during the commencements---not by choice but because of a recent court ruling prohibiting it.

The principal and several students were careful to stay within the guidelines allowed by the ruling. They gave inspirational and challenging speeches, but no one mentioned divine guidance and no one asked for blessings on the graduates or their families.

The speeches were nice, but they were routine....until the final speech received a standing ovation. A solitary student walked proudly to the microphone. He stood still and silent for just a moment, and then, it happened. All 92 students, every single one of them, suddenly SNEEZED. The student on stage simply looked at the audience and said, "GOD BLESS YOU, each and every one of you!" And he walked off stage...

The audience exploded into applause. The graduating class found a unique way to invoke God's blessing on their future with or without the court's approval.

Isn't it nice that we do not have to worry about praying to God or mentioning God whenever we want to. There is a major reason to send your child(ren) to Catholic schools.

GOD BLESS YOU!!!!

Challenges

When a teacher finds a really brilliant student in class, he does not exempt him from his work. On the contrary, he loads him with extras, with a double share or advances him to classes where he will have to expand his brain power.

A brilliant young musician is given, not easier, but harder music to master.

The lad who has starred on the second team is not put onto the third team, where he would walk through the game without a sweat. No, he is put onto the first team, where he has to play his heart out just to break even.

A wise teacher always challenges a pupil. That is what God and Christianity do. The better a Christian we become, the more things we find we should be doing.



Middle School Supply List

General Supplies For All Classes

Lined 3x5 index cards (multi-colored and white)
 College-ruled loose leaf paper
 Pkg. Graph Paper
 Duo tang folders with pockets and prongs (preferably plastic)
 Blue, black and red pens
 Colored pencils
 Red pens (5)
 Black Sharpies (2 thick for art)
 Multi-colored highlighters (2 yellow for religion)
 12 #2 pencils
 Glue sticks
 Hole reinforcers
 Plastic pencil case containing basic protractor, compass, ruler
 3 hole punch
 Memory stick
 Paperback dictionary
 Paperback thesaurus
 2 Rolls Paper Towels (A-L)
 2 Boxes Tissues (M-Z)
 1 Bottle Spray Cleaner (M-Z)
 1 Pkg. Disinfectant Wipes (A-L)

Science 6th - 8th

1.5 inch binder
 1 Spiral notebook
 Dividers with pockets

Social Studies 6th -8th

1.5 inch binder
 1 Marble Comp Book
 Dividers with pockets
 4 Subject Spiral Notebook
 Duo tang folders

English 6th-8th (and Aquinas)

1.5 inch binder
 1 Marble composition book
 Duo tang folders
 Dividers with pockets

Math

1.5 inch binder
 Dividers with pockets
 1 Marble composition book
 1 Single subject spiral notebook

Advanced Math

5 subject spiral notebook (preferably Five-Star)

6th-8th Literature (and Aquinas)

1.5 inch binder
 Dividers with pockets
 1 Marble composition book
 Duo tang folders

Religion

Duo tang folders with pockets
 1.5 inch binder

The number of duo tang folders per subject will be specified at the beginning of the school year.

Middle School Summer Reading

Grade 6

Required title: <u>The Cay</u>	Theodore Taylor
<u>Absolutely Normal Chaos</u>	Creech
<u>Charlie Bones (series)</u>	Nimmo
<u>The Indian in the Cupboard (series)</u>	Banks
<u>Al Capone Does my Shirts</u>	Choldenko
<u>The Artemis Fowl (series)</u>	Colfer
<u>Black Beauty</u>	Sewell
<u>Brian's Hunt</u>	Paulson
<u>Ella Enchanted</u>	Levine
<u>Number the Stars</u>	Lowry
<u>The Harry Potter (series)</u>	Rowling
<u>The Hobbit</u>	Tolkien
<u>Inkheart</u>	Funke
<u>My Side of the Mountain (series)</u>	George
<u>Nothing but the Truth</u>	Avi
<u>Redwall (series)</u>	Jacques
<u>Pictures of Hollis Woods</u>	Giff
<u>Star Girl</u>	Spinelli
<u>Surviving the Applewhites</u>	Tolan
<u>Where the Red Fern Grows</u>	Rawls
<u>Timothy of the Cay</u>	Taylor
<u>The Penderwicks (series)</u>	Birdsall
<u>Roll of Thunder Hear My Cry</u>	
<u>Tangerine</u>	Bloor

Grade 8

Required title :
The Boy Who Dared **Susan Campbell Bartoletti**

<u>The Yearling</u>	Rawlings
<u>The House on Mango Street</u>	Cisneros
<u>Lord of the Rings Trilogy</u>	Tolkien
<u>The Old Man and the Sea</u>	Hemingway
<u>Anne of Green Gables</u>	Montgomery
<u>The Man Who Was Poe</u>	Avi
<u>Banner in the Sky</u>	Ullman
<u>The Call of the Wild</u>	London
<u>Treasure Island</u>	Stevenson
<u>A Wrinkle in Time</u>	L'Engle
<u>The Bomb</u>	Taylor
<u>Gathering Blue (series)</u>	Lowry
<u>Inkheart</u>	Funke
<u>The Chosen</u>	Potok
<u>The Outsiders</u>	Hinton
<u>The Summer of the Swans</u>	Byar
<u>Eragon/Eldest (series)</u>	Paolini

Grade 7

Required title: <u>Fever 1793</u>	Laurie Halse Anderson
<u>The View from Saturday</u>	Konisburg
<u>White Fang</u>	London
<u>Twenty Thousand Leagues Under the Sea</u>	Verne
<u>A Single Shard</u>	Park
<u>Rules of the Road</u>	Bauer
<u>Chronicles of Narnia</u>	Lewis
<u>Eragon</u>	Paoloini
<u>Crispin</u>	Avi
<u>The Call of the Wild</u>	London
<u>Peter and the Starcatchers</u>	Barry and Pearson
<u>Esperanza Rising</u>	Ryan
<u>The Giver</u>	Lowry
<u>Old Yeller</u>	Gispson
<u>Mrs. Frisby and the Rats of NIMH</u>	O'Brien
<u>The Lord of the Rings Trilogy</u>	Tolkien
<u>The Art of Keeping Cool</u>	Lisle
<u>The Harry Potter series</u>	Rowling
<u>The Thief Lord</u>	Funke

Directions:

Each grade has a "Required Title" with a "Required Project" (**attached**) that must be completed over the summer and will be used as the opening novel for literature in August. In addition to the Required Title and Project, students must read **TWO** more books and complete a required Reading Log Form (**attached**) for each book.

Biography / Nonfiction

<u>Anne Frank:Diary of a Young Girl</u>	Frank
<u>The Greatest: Mohammed Ali</u>	Meyers
<u>Seven Habits of Highly Effective Teens</u>	Covey
<u>Through My Eyes</u>	Ruby Bridges
<u>Kon-Tiki: Across the Pacific by Raft</u>	Heyerdahl
<u>The Man Who Went to the Far Side of the Moon:</u>	
<u>The Story of Apollo 11 Astronaut Michael Collins</u>	Bea Schyffert
<u>An American Plague:The True Terrifying Story of the Yellow Fever Epidemic of 1793</u>	Jim Murphy
<u>The Wright Sister:Katherine Wright and Her Famous Brothers</u>	Richard Maurer
<u>Sweet Victory: Lance Armstrong's Incredible Journey</u>	Stewart

Poetry

<u>Joyful Noise:Poetry for Two Voices</u>	by	Fleischman
<u>Heartsongs (any in the series)</u>	by	Stepanek
<u>Carver: A Life in Poems</u>	by	Marilyn Nelson
<u>Sonnets from the Portuguese</u>	by	Barrett Browning

Community Service....."I am the Potter, you are the clay"

The St. Elizabeth of Hungary Catholic School prides itself on its service to God and others. The following list represents the community service projects the parents, students and staff were involved in during the 2008-09 school year. This list is not meant to be all-inclusive but representative of our involvement in local and far-reaching communities.

General Food Collections (Restock St. Vincent de Paul Food Pantry Shelves)
Long Sleeve Shirt Drive For Migrant Workers
Monetary Collection for Food for the Poor and the Lenten Cyclone Project using Starfish Boxes (\$2010)
General Clothing Drives
12 Full Thanksgiving Meals (Including Turkeys)
Picked Up Trash on School Grounds
Baby Item Collection for Pregnancy Center
Walk for Broward County Animal Shelter
Dress Out Day Funds raised for Animal Shelter
Donation for St. Jude Children's Research Hospital
Jump Rope for Heart
Assisting at Vacation Bible School
Free Baby-sitting Service
Safety Patrol
Visiting St. Elizabeth Gardens residents
Christmas Cards to Soldiers in Iraq
Singing Christmas Carols for Residents of St. Elizabeth Gardens
Creating Valentines Cards for Nursing Homes
St. Joseph's Altar
Recycling of Plastics, Cans and Paper
Required service hours for Confirmation and SEOH Middle School (5-8)
Collected Baby Supplies for Baby Shower
Donated a Crib for Respect Life Month
Sponsored Gifts for Several Families at Christmas
Gently Used Toys and Books for Children in Need
Coronation of Mary for Residents of St. Elizabeth of Hungary
Altar Servers
Assistance at Pancake Breakfast
Car Wash for Staff Vehicles
Individual Services Provided by Students for Service Hours
Garden Club
Respect Life Walk
Pink Dress Out Day to Support Cancer Walk
Cyclone Pride Lenten Project
Collection of towels, sheets, cat & dog food for Vanishing Species
Assisted with the set up, serving and clean up of annual Thanksgiving Meal

The St. Elizabeth of Hungary School Community is thankful for all the good gifts God has given them. Therefore, we feel it is our responsibility to care for those most precious in God's eyes.

Nails in the Fence...



There once was a little boy who had a bad temper. His father gave him a bag of nails and told him that every time he lost his temper, he must hammer a nail into the fence. The first day, the boy drove 37 nails into the fence. Over the next few weeks as he learned to control his temper, the number of nails hammered daily dwindled down. He discovered it was easier to hold his temper than to drive those nails into the fence. Finally the day came when the boy did not lose his temper at all. He told his father about it and his father suggested that the boy now pull out one nail for each day that he was able to hold his temper.

The days passed and the young boy was finally able to tell his father that all the nails were gone. The father took his son by the hand and led him to the fence. He said, "You have done well, my son, but now look at the holes in the fence. The fence will never be the same." He continued, "When you say things in anger, they leave a scar just like this one. You can poke a friend with a pin and no matter how many times you say you are sorry, the wound is still there." A verbal wound is as bad as a physical one. Friends are very rare jewels, indeed. They make you smile and encourage you to succeed. They lend an ear, they share words of praise and they always want to open their hearts to you. Show your friends how much you care. JESUS SAYS, "YOU ARE MY FRIEND AND I AM YOURS!"

"A loving place to grow and learn"

NOT FOR PROFIT
US POSTAL SERVICE
PERMIT NO. ____

St. Elizabeth of Hungary
901 NE 33rd Street
Pompano Beach, FL 33064
Phone: 954-942-2161
Fax: 954-942-7551
Email: mousseau@seohcyclones.org
www.seohcyclones.org

